




























Technology-Connected Lesson Plan

Title:	Christmas Around the World
Grade Levels:	7 th -8 th Grade
Curriculum Areas:	☞ Language Arts/History
Measurable Objectives:	<ul style="list-style-type: none"> ☞ TSW research four different countries to find their Christmas traditions. ☞ TSW compare two countries' traditions using Inspiration software to create a double bubble map. ☞ TSW summarize their findings in a paragraph.
LA Content Standards:	<ul style="list-style-type: none"> ☞ {LA.8.7.9.2} Demonstrate understanding of information in grade-appropriate texts using a variety of strategies, including: summarizing and paraphrasing to examine and evaluate information ☞ {LA.8.7.9.4} Demonstrate understanding of information in grade-appropriate texts using a variety of strategies, including: comparing and contrasting literary elements and ideas within and across texts ☞ {LA.8.4.37} Compare, contrast, and evaluate information found in a wide variety of text/electronic media, (e.g., microprint, public speeches, art form)
Technology Standards:	<ul style="list-style-type: none"> ☞ {TEC.5-8.E} Use information, media, and technology in a responsible manner which includes following the school's acceptable use policy, adhering to copyright laws, respecting the rights of others, and employing proper etiquette in all forms of communication ☞ {TEC.5-8.G} Use multimedia tools and desktop publishing to develop and present computer generated projects for directed and independent learning activities ☞ {TEC.5-8.J} Understand Internet concepts (e.g., website, hypertext link, bookmarks, URL addresses) and apply intermediate on-line searching techniques (e.g., employ keyword, phrases, and Boolean Operators).
Technology Connection:	<ul style="list-style-type: none"> ☞ <i>Power Point "Christmas Traditions"</i> ☞ <i>Presentation Station</i>

	<ul style="list-style-type: none">  <i>Website Template</i>  <i>Inspiration (Double Bubble and Writing Activity)</i>  <i>Internet</i>  <i>Lab Computers</i>  <i>Printer</i>
Procedures:	<ul style="list-style-type: none">  <u>Modeling</u>: TTW show students a PowerPoint presentation on the origins of Christmas and examples of Christmas traditions from around the world.  <u>Guided Practice</u>: TTW walk students through the procedures for finding websites and recording information on handout. TTW show students how to fill in double bubble map in Inspiration.  <u>Independent Practice</u>: TSW research four countries using websites provided. TSW record findings in chart on handout for each country. TSW choose two of the four countries to compare and contrast. In Inspiration the students will complete the double bubble map comparing and contrasting the two countries' Christmas traditions. TSW write a paragraph below the double bubble map summarizing their findings. TSW save and print their maps.  <u>Review</u>: TSW share their maps with the students on their row in the lab (four students to a row).  <u>Closure</u>: Each row will present one interesting fact found about a country to the class.
Materials:	<ul style="list-style-type: none">  <i>Power Point "Christmas Traditions"</i>  <i>Presentation Station</i>  <i>Website Template</i>  <i>Inspiration (Double Bubble and Writing Activity)</i>  <i>Internet</i>  <i>Lab Computers</i>  <i>Printer</i>  <i>Handout for note taking,</i>
Assessment:	<ul style="list-style-type: none">  Teacher Observation  Graphic Organizers  Individual Practice  Thinking Maps  Writing Activities
Teacher's Name:	 Amy Ard
School:	 Champ Cooper/Tucker