




























Technology-Connected Lesson Plan

Title:	Holocaust Virtual Tour of Auschwitz
Grade Levels:	6 th -12 th
Curriculum Areas:	<ul style="list-style-type: none">  Social Studies (World History)  Language Arts
Measurable Objectives:	<ul style="list-style-type: none">  TSW answer questions about life in a concentration camp.  TSW describe the process of extermination in the concentration camps.  TSW describe their understanding of life in a concentration camp by writing an account of the life of a person taken to one of the camps.
LA Content Standards:	<ul style="list-style-type: none">  <u>Language Arts</u>  {LA.8.2.15.1} Write complex, multi paragraph compositions on student- or teacher-selected topics organized with the following: a clearly stated focus or central idea  {A.8.2.18.2} Develop grade-appropriate compositions by identifying and applying writing processes such as the following: prewriting (e.g., brainstorming, researching, raising questions, generating graphic organizers)  {LA.8.2.18.3} Develop grade-appropriate compositions by identifying and applying writing processes such as the following: drafting  {LA.8.2.18.6} Develop grade-appropriate compositions by identifying and applying writing processes such as the following: proofreading/editing  {LA.8.2.18.7} Develop grade-appropriate compositions by identifying and applying writing processes such as the following: publishing using technology  <u>Social Studies</u>  {SOC.6.18} Describe the causes, effects, or impact of a given historical development or event in world civilizations  {SOC.6.20} Identify historical issues or problems in world civilizations and discuss how they were addressed  {SOC.6.21} Conduct historical research using a variety of

	resources to answer historical questions related to world civilizations.
Technology Standards:	<p> {TEC.5-8.E} Use information, media, and technology in a responsible manner which includes following the school's acceptable use policy, adhering to copyright laws, respecting the rights of others, and employing proper etiquette in all forms of communication.</p> <p> {TEC.5-8.G} Use multimedia tools and desktop publishing to develop and present computer generated projects for directed and independent learning activities.</p> <p> {TEC.5-8.J} Understand Internet concepts (e.g., website, hypertext link, bookmarks, URL addresses) and apply intermediate on-line searching techniques (e.g., employ keyword, phrases, and Boolean Operators).</p>
Technology Connection:	<p> Brain Pop http://www.brainpop.com/socialstudies/worldhistory/holocaust/</p> <p> Auschwitz Virtual Field Trip http://remember.org/auschwitz/aus.php</p> <p> Web Worksheet: http://wizard.4teachers.org/worksheet/view.php?id=115095&page=1</p> <p> Handout Holocaust Virtual Tour</p> <p> Microsoft Word</p>
Procedures:	<p> Modeling: TTW ask students "What was the Holocaust? Where and when did it happen?" TSW begin a discussion on their perceptions of the Holocaust. TSW observe a Brain pop video on the Holocaust. http://www.brainpop.com/socialstudies/worldhistory/holocaust/.</p> <p> Guided Practice: TSW complete a review quiz as a class on the video. TTW poll the class before choosing an answer. The students will vote on correct answer. TSW discuss what differences were found in their perception of the Holocaust and the information presented to them from the video. TTW guide the students to the correct site for their virtual field trip. http://remember.org/auschwitz/aus.php. TTW model how to zoom in, zoom out, and pan across the areas of the field trip. TSW receive their web worksheet. TTW explain the directions to the class. TSW follow the tour of</p>

	<p>Auschwitz I and II. TSW answer questions about different areas of the concentration camp as well as different experiences' of the prisoners in the concentration camps.</p> <ul style="list-style-type: none"> 🖥️ Independent Practice: TSW complete the web worksheet. TSW write a story about a day in the life of a concentration camp survivor. TSW describe their experience in the concentration camp using examples of real experiences they discovered during their virtual field trip. TSW peer edit and type their stories. 🖥️ Review: TSW share their stories with their tables when they get back to class. 🖥️ Closure: TSW give feedback on students writing and web worksheet.
<p>Materials:</p>	<ul style="list-style-type: none"> 🖥️ Lab computers 🖥️ Presentation Station 🖥️ Speakers 🖥️ Internet Access 🖥️ Handouts 🖥️ Microsoft Word 🖥️ Printer
<p>Assessment:</p>	<ul style="list-style-type: none"> 🖥️ Group Work 🖥️ Guided Practice 🖥️ Individual Practice 🖥️ Oral Responses 🖥️ Teacher Observation 🖥️ Written Work 🖥️ Writing Activity
<p>Teacher's Name:</p>	<ul style="list-style-type: none"> 🖥️ Amy Ard
<p>School:</p>	<ul style="list-style-type: none"> 🖥️ Champ Cooper/ Tucker