









Technology-Connected Lesson Plan

Title:	A Happy Heart
Grade Levels:	1st
Curriculum Areas:	☞ CC Grade 1 Science Unit 4 Activity 4
Measurable Objectives:	☞ TSW understand the function of the heart and how to keep it healthy.
LA Content Standards/GLE's:	☞ Describe basic functions of parts of the body (e.g., lungs, heart, bones, muscles) (LS-E-A3) ☞ Use a variety of methods and materials and multiple trials to investigate ideas (SI-E-A2)
Technology Standards:	☞ Use a variety of developmentally appropriate resources and productivity tools for communication, presentation, and illustration of thoughts, ideas, and stories (1,3,4) ☞ Use technology resources to assist in problem-solving, self-directed learning, and extended learning activities. (2,4)
Technology Connection:	☞ Heart Coloring Sheet http://www.childrenheartinstitute.org/kidsonly/heartflw.htm ☞ Heart House Craft http://www.childrenheartinstitute.org/kidsonly/hearthse.htm ☞ Learn About Your Heart http://www.mplsheart.org/kids/ ☞ Human Body Adventures http://vilenski.org/science/humanbody/hb_html/circ_system.html ☞ National Geographic Heart http://science.nationalgeographic.com/science/health-and-human-body/human-body/heart-article.html?source=G4100&kwid=ContentNetwork 929422225
Procedures:	☞ Modeling: TTW show students a Valentine heart and a picture of a real heart and asks "Which of these hearts helps keep us alive?" Discuss student responses. ☞ Guided Practice: TTW guide the students through the "Let's Learn about your Heart" website http://www.mplsheart.org/kids/ and discuss how to keep the heart happy and healthy. TTW use "Human Body Adventures" to discuss how the circulatory system works http://vilenski.org/science/humanbody/hb_html/circ_system.html TTW use the National Geographic site to show the functions of the heart in motion http://science.nationalgeographic.com/science/health-and-human-body/human-body/heart-article.html?source=G4100&kwid=ContentNetwork 929422225 ☞ Independent Practice: TSW color the heart coloring sheet with

	<p>the correct colors as indicated OR TSW create the Heart House. The teacher could also follow up this lesson in the lab having each student create a heart picture using Kid Pix.</p> <p> Review: TTW use the same resources to recap the function of the heart and how to keep it healthy.</p> <p> Closure: TTW give feedback on individual student projects.</p>
Materials:	 Valentine and picture of a human heart, Presentation computer, Heart coloring sheet or Heart House craft
Assessment:	 TO, SP, Student Project
Teacher's Name:	 Dina Spears/School Tech
School:	 Midway Elementary