



























Technology-Connected Lesson Plan

Title:	Holocaust Survivor's
Grade Levels:	6-12
Curriculum Areas:	<ul style="list-style-type: none"> 🖥️ Social Studies/ World History
Measurable Objectives:	<ul style="list-style-type: none"> 🖥️ TSW research individuals who survived the Holocaust. 🖥️ TSW complete an online scavenger hunt on survivors of the Holocaust. 🖥️ TSW create a fact card on survivors of the Holocaust.
LA Content Standards:	<ul style="list-style-type: none"> 🖥️ SS.WH.2.40 Describe the origins, major events, and peace settlements of World War II including decisions made at wartime conferences (H-1C-H13) 🖥️ SS.WH.2.41 Explain the consequences of World War II as a total war (e.g., occupation of defeated powers, Nuremberg trials, Japanese war trials, Cold War, NATO, Warsaw Pact) (H-1C-H13) 🖥️ {SOC.6.19} Use multiple primary and secondary sources to describe world civilizations.
Technology Standards:	<ul style="list-style-type: none"> 🖥️ {TEC.5-8.C} Demonstrate the operations of a computer (e.g., touch-keyboarding skills, save, organize and back-up files) and other peripheral devices (scanner, digital and video cameras, VCR, laser disc player) at an intermediate level. 🖥️ {TEC.5-8.E} Use information, media, and technology in a responsible manner which includes following the school's acceptable use policy, adhering to copyright laws, respecting the rights of others, and employing proper etiquette in all forms of communication. 🖥️ {TEC.5-8.H} Use technology tools (e.g., multimedia authoring, writing tools, digital cameras, drawing tools, web tools) to gather information for problem solving, communication, collaborative writing and publishing to create products for various audiences. 🖥️ {TEC.5-8.G} Use multimedia tools and desktop publishing to develop and present computer generated projects for directed and independent learning activities. \
Technology Connection:	<ul style="list-style-type: none"> 🖥️ Internet

	<ul style="list-style-type: none">  http://www.answers.com/topic/list-of-holocaust-survivors  Lab computer  Scavenger Hunt  Fact Card template  Presentation Station  United Streaming <p>Witness: Voices from the Holocaust. United Learning. 1999. united streaming. 30 March 2008 http://streaming.discoveryeducation.com/ Clips: Liberation of Concentration Camps, After Liberation, Looking Back, and The Witnesses</p>
Procedures:	<ul style="list-style-type: none">  Modeling: TTW introduce the students to the Holocaust by showing them a United Streaming Video-Witness: Voices from the Holocaust  Guided Practice: TSW choose a name of a survivor who lived during the Holocaust from the website http://www.answers.com/topic/list-of-holocaust-survivors.  Independent Practice: TSW complete an online Scavenger Hunt on the Holocaust. They will answer questions about the survivor they picked. TSW create a fact card on their survivor by using the information they collected from the scavenger hunt. TTW model creating fact card by completing an example using the presentation station. TTW review formatting (text, color, word art, inserting an image) so students can personalize their card. TSW print card and cut it out when it is completed.  Review: TSW use presentation station to share their fact card with the rest of the class. TSW exchange fact cards to learn about the different survivors  Closure: TTW give feedback on the trading cards.
Materials:	<ul style="list-style-type: none">  Computers  Printer  Presentation station  Internet,  Survivor Trading Card Template  Survivors of the Holocaust Scavenger Hunt
Assessment:	<ul style="list-style-type: none">  Guided Practice  Individual Practice  Projects (Trading Card)  Written Work (Scavenger Hunt)  Teacher Observation

Teacher's Name:	 Amy Ard
School:	 Champ Cooper/ Tucker Elementary