



























# Technology-Connected Lesson Plan

<b>Title:</b>	<b>Mother's Day Poetry</b>
Grade Levels:	1 <sup>st</sup> -3 <sup>rd</sup> Grade
Curriculum Areas:	🖥️ Language Arts and Social Studies
Measurable Objectives:	<ul style="list-style-type: none"> <li>🖥️ TSW brainstorm adjectives that describe mothers using the letters in the word mother.</li> <li>🖥️ TSW create an Acrostic poem for Mother's Day.</li> <li>🖥️ TSW add an art boarder to their poem.</li> <li>🖥️ TSW format font and size of the text in the poem.</li> <li>🖥️ Early Finisher: TSW create coupons for a Mother's Day gift using a template from Microsoft Templates.</li> <li>🖥️ TSW add their name to the coupons.</li> </ul>
LA Content Standards:	<ul style="list-style-type: none"> <li>🖥️ {LA.1.2.29.3} Independently write a variety of grade-appropriate compositions, including: simple rhymes and poems</li> <li>🖥️ {SOC.2.52} Explain the customs related to important holidays and ceremonies in various countries around the world in the past</li> <li>🖥️ {LA.2.2.24.2} Develop grade-appropriate compositions, for example: poems</li> <li>🖥️ {LA.2.2.26.2} Write for various purposes, including: informal writing, including messages, journals, notes, and poems</li> <li>🖥️ {SOC.2.27} Explain the significance of national holidays and the achievements of the people associated with them</li> </ul>
Technology Standards:	<ul style="list-style-type: none"> <li>🖥️ {TEC.K-4.E} Use a variety of developmentally appropriate resources and productivity tools (e.g., logical thinking programs, writing and graphic tools, digital cameras, graphing software) for communication, presentation, and illustration of thoughts, ideas, and stories (e.g., signs, posters, banners, charts, journals, newsletters, and multimedia presentation.)</li> <li>🖥️ {TEC.K-4.B} Use accurate and developmentally appropriate terminology (e.g., cursor, software, hardware, pull down menu, window, disk drive, hard drive, CD-ROM, laser disc) when referring to technology.</li> <li>🖥️ {TEC.K-4.F} Use technology tools (e.g., publishing, multimedia tools, and word processing software) for individual and for simple collaborative writing, communication, and publishing</li> </ul>

	activities for a variety of audiences.
Technology Connection:	<ul style="list-style-type: none"> <li> "A Chair for My Mother" By Verna B. Williams (Power Point)</li> <li> Word - Poem Template</li> <li> Presentation Station</li> <li> Thinking Maps Software (Tree map template)</li> <li> Clipart</li> <li> Color printer</li> </ul>
Procedures:	<ul style="list-style-type: none"> <li> <b>Modeling:</b> TTW read "A Chair for my Mother" TTW ask the students if they have every saved money to buy a gift for someone. How do you show you care for someone? How do the people in the story show they care for each other? TTW explain that Mother's Day is Sunday and that we writing a poem for their moms'.</li> <li> <b>Guided Practice:</b> TTW explain what an acrostic poem is and how to write one. Using the Thinking Maps template the students and teacher will brainstorm adjectives that describe moms. TTW type in the words given by the students. TTW show the students the word template for their poem. TTW show students how to format border and text. TTW then leave the Thinking Maps brainstorming template up for students to refer to.</li> <li> <b>Independent Practice:</b> TSW create their acrostic poem using words they brainstormed. TSW add an art border, clip art, and format text. TSW save their poem and print their poem on a color printer. <u>Early Finisher:</u> TSW fill in the Microsoft word template creating coupons as a gift for their moms.</li> <li> <b>Review:</b> TSW share their poems with the class.</li> <li> <b>Closure:</b> TTW remind students when Mother's Day is this year and ask students what their plans are for their moms.</li> </ul>
Materials:	<ul style="list-style-type: none"> <li> "A Chair for My Mother" By Verna B. Williams (Power Point)</li> <li> Word - Poem Template</li> <li> Presentation Station</li> <li> Thinking Maps Software (Tree map template)</li> <li> Clipart</li> <li> Color printer</li> </ul>
Assessment:	<ul style="list-style-type: none"> <li> Guided Practice</li> <li> Individual Practice</li> <li> Projects</li> <li> Teacher Observation</li> <li> Writing Activities</li> </ul>

Teacher's Name:	 Amy Ard
School:	 Champ Cooper/ Tucker