










Technology-Connected Lesson Plan

Title:	Researching the Holocaust
Grade Levels:	8th
Curriculum Areas:	<ul style="list-style-type: none"> ☞ Reading, Social Studies
Measurable Objectives:	<ul style="list-style-type: none"> ☞ TSW use electronic sources to learn facts about the Holocaust and other topics. ☞ TSW develop a research paper based on information retrieved from research.
LA Content Standards/GLE's:	<ul style="list-style-type: none"> ☞ Locate and integrate information from a variety of grade-appropriate resources, including electronic sources (e.g., Web sites, databases) (ELA-5-M2) ☞ Use technical information and other available resources (e.g., Web sites, interviews) to solve problems (ELA-7-M2) ☞ Write complex, multiparagraph compositions on student- or teacher-selected topics organized with a clearly stated focus or central idea (ELA-2-M1) ☞ Develop grade-appropriate compositions on student- or teacher-selected topics that include information/ideas selected to engage the interest of the reader (ELA-2-M2) ☞ Use word processing and/or other technology to draft, revise, and publish a variety of works, including documented research reports with bibliographies (ELA-5-M4)
Technology Standards:	<ul style="list-style-type: none"> ☞ Compose and edit a multi-page document with appropriate formatting using word-processing skills. ☞ Understand Internet concepts and apply intermediate on-line searching techniques. ☞ Use telecommunications and online resources efficiently and effectively to collaborate with peers, experts, and others to investigate curriculum-related problems, issues, and information and to develop solutions or products for various audiences. ☞ Research and evaluate the accuracy, relevance, appropriateness, comprehensiveness, and bias of electronic information.
Technology Connection:	<ul style="list-style-type: none"> ☞ Google Earth: Holocaust Encyclopedia Tour and Concentration Camps Tour, Holocaust Research Websites (see Attachment)
Procedures:	<ul style="list-style-type: none"> ☞ Modeling: TTW use Google Earth's Holocaust Encyclopedia Tour to introduce the Holocaust to the students. This may be done in the classroom using a presentation computer or in the lab where each student can participate in the activity. There is also a tour of the Concentration Camps available if the teacher chooses to use it. ☞ Guided Practice: TTW use the Holocaust Research Sites to

	<p>guide students through information pertaining to the Holocaust, WW II, Anne Frank, Hitler, etc. TTW show the students how to navigate through the sites and collect information on their research topic.</p> <p> Independent Practice: TSW use the Holocaust Research Sites to collect information on their topic. TSW put their information into a Word document or PowerPoint presentation to present to the teacher or class.</p> <p> Review: TTW allow students to present PowerPoint presentations in class.</p> <p> Closure: TTW give students feedback on their individual projects.</p>
Materials:	<p> Computer Lab, Google Earth Download, Holocaust Tour, Concentration Camp Tour, Holocaust Research Site List</p>
Assessment:	<p> TO, SP, Research paper/project</p>
Teacher's Name:	<p> Dina Spears/School Tech</p>
School:	<p> Nesom Middle School</p>