

























## Technology-Connected Lesson Plan

<b>Title:</b>	<b>Colonial America</b>
<b>Grade Levels:</b>	5-8
<b>Curriculum Areas:</b>	 Science
<b>Measurable Objectives:</b>	 TLW experience life of Colonial Americans.  TLW complete an online scavenger hunt of Colonial America.  TLW create an online timeline of events ion Colonial America.
<b>GLEs:</b>	<p>20. Construct a timeline of key events in American history (beginnings to 1763) (H-1A-M1)</p> <p>21. Demonstrate an understanding of relative and absolute chronology by interpreting data presented in a timeline (H-1A-M1)</p> <p>22. Identify different points of view about key events in early American history (H-1A-M2)</p> <p>26. Conduct historical research using a variety of resources to answer historical questions related to early American history (H-1A-M6)</p> <p>37. Describe and compare the various religious groups in colonial America and the role of religion in colonial communities (H-1B-M4)</p>
<b>Louisiana Comprehensive Curriculum:</b>	5 <sup>th</sup> Grade Unit 4 Activity 5 - <b>Timeline of Events</b> GLEs: 20, 21, 22, 26, 37
<b>Technology Guidelines:</b>	<b>Basic Operations and Concepts</b> <ul style="list-style-type: none"> <li>◆ Students demonstrate a sound understanding of the nature and operation of technology systems.</li> <li>◆ Students are proficient in the use of technology.</li> </ul> <b>Technology Productivity Tools (<i>Resource Access and Utilization Foundation Skill</i>)</b> <ul style="list-style-type: none"> <li>◆ Students use technology tools to enhance learning, increase</li> </ul>

	<p>productivity, and promote creativity.</p> <ul style="list-style-type: none"> <li>◆ Students use productivity tools to work collaboratively in developing technology-rich, authentic, student-centered products.</li> <li>◆ Use technology tools (e.g., multimedia authoring, writing tools, digital cameras, drawing tools, web tools) to gather information for problem solving, communication, collaborative writing and publishing to create products for various audiences.</li> </ul>
Technology Connection:	<p> <b>Internet</b></p> <p><a href="http://www.socialstudiesforkids.com/subjects/colonialtimes.htm">http://www.socialstudiesforkids.com/subjects/colonialtimes.htm</a></p> <p><a href="http://library.thinkquest.org/J002611F/">http://library.thinkquest.org/J002611F/</a></p> <p><a href="http://www.picadome.fcps.net/lab/currl/colonial/default.htm">http://www.picadome.fcps.net/lab/currl/colonial/default.htm</a></p> <p><a href="http://www.nps.gov/fofr/col_kids.htm">http://www.nps.gov/fofr/col_kids.htm</a></p> <p><a href="http://www.teach-nology.com/web_tools/materials/timelines/">http://www.teach-nology.com/web_tools/materials/timelines/</a></p> <p> <b>Colonial America Scavenger Hunt</b></p> <p> <b>Computers</b></p> <p> <b>Printers</b></p>
Procedures:	<ul style="list-style-type: none"> <li> TTW present a circle map for the class with Colonial America in the middle. TSW help fill in the circle map with facts they know about Colonial America..</li> <li> TSW use the Internet to complete a scavenger hunt on Colonial America.</li> <li> TSW discuss the Scavenger Hunt and complete the circle map with new facts they learned about Colonial America.</li> <li> TTW review what a timeline is and how to create one.</li> <li> TTW model for the students how to create an online timeline.</li> <li> TSW be given a website for an online timeline and a list of websites on Colonial Americans. <a href="http://www.teach-nology.com/web_tools/materials/timelines/">http://www.teach-nology.com/web_tools/materials/timelines/</a></li> <li> Once completed, students will go to <a href="http://library.thinkquest.org/J002611F/videos.htm">http://library.thinkquest.org/J002611F/videos.htm</a> and view a video of Colonial America.</li> <li> SW share their timeline with the class.</li> </ul>
Materials:	 Computers, printer, scavenger hunt, list of websites
Assessment:	<ul style="list-style-type: none"> <li> Teacher Observation</li> <li> Completed Scavenger Hunt</li> <li> Completed Timeline</li> </ul>
Teacher's Name:	 Melissa Ryan

School:

 Loranger Middle/West Side Middle