






























Technology-Connected Lesson Plan

Title:	Famous African Americans ABC Book
Grade Levels:	4th - 6 th
Curriculum Areas:	Social Studies Language Arts
Measurable Objectives:	<ul style="list-style-type: none">  TLW define the word biography.  TLW complete a fact card with at least four facts about an assigned famous African American in history.  TLW use online resources to locate information on their assigned person.  TLW copy and paste a graphic from the Internet  TLW use the letters of the alphabet to create an ABC book about famous African Americans.
LA Content Standards:	<ul style="list-style-type: none">  H-1A-M2 - demonstrating historical perspective through the political, social, and economic context in which an event or idea occurred;  H-1A-M3 - analyzing the impact that specific individuals, ideas, events, and decisions had on the course of history;  ELA-1-E1 - Gaining meaning from print and building vocabulary using a full range of strategies.  ELA-1-M5 - Using purposes for reading to achieve a variety of objectives.  ELA-2-E4 - Using description and exposition to develop compositions.  ELA-5-E4 - Using available technology to produce, revise, and publish a variety of works.
Grade Level Expectations (GLE)	<ul style="list-style-type: none">  Communicate ideas in a variety of ways (e.g., symbols, illustrations, graphs, charts, spreadsheets, concept maps, oral and written reports, equations) (SI-M-A7)  Explain the societal impact of the immersion of Africans in the Americas (H-1B-M3)

<p>K12 Educational Technology Standards:</p>	<p> Technology Productivity Tools (<i>Resource Access and Utilization Foundation Skill</i>)</p> <ul style="list-style-type: none"> • Students use technology tools to enhance learning, increase productivity, and promote creativity. • Students use productivity tools to work collaboratively in developing technology-rich, authentic, student-centered products.
<p>Technology Connection:</p>	<p> Computer</p> <p> Fact Card Template (PowerPoint)</p> <p> Internet - including these sites:</p> <p>Pathfinder: African American Biographies http://www.esu3.org/districts/millard/centmidd/vertlib/pat_hafricanam.html</p> <p>AFRO-American Almanac - Biographies http://www.toptags.com/aama/bio/bio.htm</p>
<p>Procedures:</p>	<p> Ask students to name some famous African Americans they have studied.</p> <p> Read aloud to students background information about some famous African Americans in history from library sources.</p> <p> Discuss the meaning of the word <i>biography</i>. Tell students that each person will create a fact card biography for a class ABC book about famous African Americans in history.</p> <p> Assign each student one famous African American. Have students check library sources or provide printouts of information about African Americans from the links at Pathfinder: African American Biographies</p> <p> First, students will locate the biography of their assigned person. They will write down the occupation and achievement of their person. Also, students will record birth date and date of death (if it applies).</p> <p> Students should read over the biography and other links available to write down 4-5 facts about their assigned person..</p> <p> Students should locate a picture of their assigned famous African American to copy to their fact card.</p> <p> Student will open up the PowerPoint Fact Card template.</p> <p> Follow through the steps of copying a picture from the Internet.</p> <p> Students will record their information using their notes from</p>

	<p>their research.</p> <ul style="list-style-type: none"> 🖨️ Proofread, edit, and print. 🖨️ Students will present their fact card to the class using the computer/scan converter. 🖨️ When all the fact cards are finished, arrange them in ABC order. Have students brainstorm a title for the ABC book and a design for the cover.
Materials:	<ul style="list-style-type: none"> 🖨️ Handout of the Fact Card template for students to write their information on 🖨️ List of famous African Americans 🖨️ Fact Card template file 🖨️ Scan converter for whole group presentation using TV
Assessment:	<ul style="list-style-type: none"> 🖨️ Fact Card should include: <ul style="list-style-type: none"> Famous African American Name Achievement Birth date & Death (if applies) 4-5 facts Picture
Teacher's Name:	🖨️ Kathy E. Prine
School:	🖨️ D.C. Reeves ES/Martha Vinyard ES