














# Technology-Connected Lesson Plan

<b>Title:</b>	<b>Frog and Toad are Friends</b> <i>(A lesson focusing on friendships.)</i>
<b>Grade Levels:</b>	3 <sup>rd</sup> - 4 <sup>th</sup>
<b>Curriculum Areas:</b>	Language Arts
<b>Measurable Objectives:</b>	<ul style="list-style-type: none"> <li>🖥️ TLW restate facts and details in text to inform and organize ideas.</li> <li>🖥️ TLW clarify questions concerning essential textual elements.</li> <li>🖥️ TLW write compositions that describe and explain.</li> </ul>
<b>LA Content Standards:</b>	<ul style="list-style-type: none"> <li>🖥️ Students read, comprehend, and respond to a range of materials, using a variety of strategies for different purposes.</li> <li>🖥️ Students write competently for a variety of purposes and audiences.</li> <li>🖥️ Students demonstrate competence in speaking and listening as tools for learning and communicating.</li> <li>🖥️ Students locate, select, and synthesize information from a variety of texts, media, references, and technological sources to acquire and communicate knowledge.</li> </ul>
<b>Grade Level Expectations (GLE)</b>	<ul style="list-style-type: none"> <li>🖥️ Develop grade-appropriate compositions by identifying and applying writing processes, including the following: <ul style="list-style-type: none"> <li>-selecting topic and form</li> <li>-prewriting (e.g., brainstorming, researching, raising questions, generating graphic organizers)</li> <li>-drafting</li> <li>-conferencing with peers and teachers</li> <li>-revising based on feedback and use of various tools (e.g., LEAP21 Writer's Checklist, rubrics)</li> <li>-proofreading/editing</li> <li>-publishing using available technology (ELA-2-E3)</li> </ul> </li> <li>🖥️ Develop grade-appropriate compositions on student- or teacher-selected topics that include the following: <ul style="list-style-type: none"> <li>-word choices (diction) appropriate to the identified audience</li> </ul> </li> </ul>

	<p>and/or purpose</p> <ul style="list-style-type: none"> <li>- vocabulary selected to clarify meaning, create images, and set a tone</li> <li>- information/ideas selected to engage the interest of the reader -</li> <li>- clear voice (individual personality)</li> <li>- variety in sentence structure (ELA-2-M2)</li> </ul> <p> Use a variety of resources, including online and print dictionaries and spell checkers to check spelling (ELA-3-E5)</p>
K12 Educational Technology Standards:	<p>Technology Communication Tools (<i>Communication Foundation Skill</i>)-Students use telecommunications to collaborate, publish, and interact with peers, experts and other audiences.</p> <ul style="list-style-type: none"> <li>-Students use a variety of media and formats to communicate and present information and ideas effectively to multiple audiences.</li> </ul> <p>Technology Productivity Tools (<i>Resource Access and Utilization Foundation Skill</i>)</p> <ul style="list-style-type: none"> <li>-Students use technology tools to enhance learning, increase productivity, and promote creativity.</li> <li>-Students use productivity tools to work collaboratively in developing technology-rich, authentic, student-centered products.</li> </ul>
Technology Connection:	<p> <b>Computer with Internet access</b></p> <p> <b><u><a href="http://allaboutfrogs.org/funstuff/colorme.html">Color Me Frog!</a></u></b>  <a href="http://allaboutfrogs.org/funstuff/colorme.html">http://allaboutfrogs.org/funstuff/colorme.html</a></p> <p> <b><u><a href="http://allaboutfrogs.org/weird/strange/big.html">World's Biggest Frog</a></u></b>  <a href="http://allaboutfrogs.org/weird/strange/big.html">http://allaboutfrogs.org/weird/strange/big.html</a></p> <p> <b><u><a href="http://allaboutfrogs.org/weird/general/footsteps.html">Bullfrog Prints</a></u></b>  <a href="http://allaboutfrogs.org/weird/general/footsteps.html">http://allaboutfrogs.org/weird/general/footsteps.html</a></p> <p> <b><u><a href="http://allaboutfrogs.org/weird/general/mouth.html">Frog Eating Habits</a></u></b>  <a href="http://allaboutfrogs.org/weird/general/mouth.html">http://allaboutfrogs.org/weird/general/mouth.html</a></p> <p> <b>Steps for making an origami frog.</b>  <a href="http://www.frogsonice.com/froggy/origami/index.shtml">http://www.frogsonice.com/froggy/origami/index.shtml</a></p>
Procedures:	<p> Read the story to the students.</p> <p> <i>Optional Activity</i>- Allow students to select a frog color picture from <b><u><a href="http://allaboutfrogs.org/funstuff/colorme.html">Color Me Frog!</a></u></b> to print out and color.</p> <p> Using the presentation station, discuss some of the sites listed above to learn interesting fact about frogs.</p> <p> Students will brainstorm ideas about what is special about</p>

	<p>Frog and what is special about Toad. They will record their ideas on a Venn diagram. Students will compare and contrast the personality traits of both characters.</p> <ul style="list-style-type: none"> <li>🖨️ Next, they each will draw a picture of a special friend (maybe a new student in their class or in another class in their school) and write what they like about this friend.</li> <li>🖨️ Just as Frog sent a letter to his friend Toad, students will write a friendly letter or e-mail a message to their special friend. It might help some students if you reread the letter from the story or have a printed a copy of the letter to share with students.</li> <li>🖨️ Finally, students will follow the steps from <a href="http://www.frogsonice.com/froggy/origami/index.shtml">http://www.frogsonice.com/froggy/origami/index.shtml</a> to make an origami frog.</li> </ul>
<b>Materials:</b>	<ul style="list-style-type: none"> <li>🖨️ <u>Frog and Toad are Friends</u> by Arnold Lobel</li> <li>🖨️ Venn Diagram printout of Frog and Toad</li> <li>🖨️ Paper for origami frog</li> <li>🖨️ Writing paper and pencil</li> <li>🖨️ Crayons and/or markers</li> </ul>
<b>Assessment:</b>	<ul style="list-style-type: none"> <li>🖨️ Monitor student progress during the lesson and as students work independently.</li> <li>🖨️ Completed Venn Diagrams</li> <li>🖨️ Completed Friendly letters</li> </ul>
<b>Teacher's Name:</b>	🖨️ Kathy E. Prine
<b>School:</b>	🖨️ D.C. Reeves ES/Martha Vinyard ES