







Technology-Connected Lesson Plan

Title:	M.O.M. "Memories of Mom" Student published booklet for Mother's Day
Grade Levels:	3 rd - 6 th
Curriculum Areas:	Language Arts
Measurable Objectives:	<ul style="list-style-type: none"> 🖥️ Students will brainstorm a list of writing topics for a "Memories of Mom" book. 🖥️ Students will choose one of the topics as the subject of a daily essay. 🖥️ Students will combine a week of daily essays into a book to give their mothers for Mother's Day.
LA Content Standards:	<ul style="list-style-type: none"> 🖥️ ELA-2-E6 writing as a response to texts and life experiences (e.g., journals, letters, lists). 🖥️ ELA-2-E3 creating written texts using the writing process;
Grade Level Expectations (GLE)	<ul style="list-style-type: none"> 🖥️ Organize individual paragraphs with topic sentences, relevant elaboration, and concluding sentences (ELA-2-E1) 🖥️ Identify an audience for a specific writing assignment and select appropriate vocabulary, details, and information to create a tone or set the mood and to affect or manipulate the intended audience (ELA-2-E2)
K12 Educational Technology Standards:	<p><i>Technology Communication Tools (Communication Foundation Skill)</i> -Students use telecommunications to collaborate, publish, and interact with peers, experts and other audiences.</p> <p>-Students use a variety of media and formats to communicate and present information and ideas effectively to multiple audiences.</p> <p><i>Technology Productivity Tools (Resource Access and Utilization Foundation Skill)</i></p> <p>-Students use technology tools to enhance learning, increase productivity, and promote creativity.</p> <p>-Students use productivity tools to work collaboratively in developing technology-rich, authentic, student-centered products.</p>

Technology Connection:	<p> Computer</p> <p> Microsoft Word</p> <p> Optional Sites to Visit</p> <p><i>History and Origin of Mother's Day</i> http://theholidayspot.com/mothersday/history.htm</p> <p><i>Mother's Day Recipes</i> http://www.theholidayspot.com/mothersday/recipes.htm</p> <p><i>Poems for Mother's Day</i> http://www.theholidayspot.com/mothersday/recipes.htm</p> <p><i>Mother's Day at vickiblackwell.com</i> http://www.vickiblackwell.com/mother.html</p>
Procedures:	<p> In the week leading up to Mother's Day, invite students to choose from a list of writing prompts. The prompts provided below are designed to get students thinking about special things their mothers do with them or for them. Students should choose a different prompt to respond to each day. (A single paragraph is probably appropriate for most grades.) <i>Students who do not have a mother in the home can write about a special person in their lives.</i></p> <p>Sample Writing Prompts</p> <ul style="list-style-type: none"> • A Holiday Memory With Mom • A Funny Moment With Mom • The Best Advice My Mother Gave Me • Mom Always Says ... • A Time I Told a Fib to Mom • The Things I Admire Most About Mom • A Memorable Trip With Mom • A Lesson I Learned from Mom • My Mom Is Special Because ... • My Mom Is Happiest When ... <p>**Invite students to brainstorm new ideas to add to the list or to write about another topic that is special to them, even if it isn't on the list.</p>

	<ul style="list-style-type: none"> 🖨 Use bell work time first thing in the morning for the students to write their paragraphs each day. Allow them to use the buddy system to edit their work before publishing it at the computer station. 🖨 During the day allow the students to rotate in and out of the computer station to use Microsoft Word to publish their pages to create a "Memories of Mom" book. Review the formatting tools for the students to use with Microsoft Word. 🖨 Students can illustrate each page using crayons and markers. 🖨 At the end of the week all the pages will be combined to make a booklet for the students to bring home to give their Mom for Mother's Day. 🖨 Students can illustrate a cover page for their booklet using Word Art and clip art. Remind them to put the date on their booklets. Moms will want to keep these for years to come. 🖨 (Optional) Students can visit some of the following to learn more about Mother's Day. <i>History and Origin of Mother's Day</i> http://theholidayspot.com/mothersday/history.htm Mother's Day Recipes http://www.theholidayspot.com/mothersday/recipes.htm Poems for Mother's Day http://www.theholidayspot.com/mothersday/recipes.htm Mother's Day at vickiblackwell.com http://www.vickiblackwell.com/mother.html
Materials:	<ul style="list-style-type: none"> 🖨 Writing supplies 🖨 Crayons and markers
Assessment:	<ul style="list-style-type: none"> 🖨 Individual M.O.M. booklets
Teacher's Name:	<ul style="list-style-type: none"> 🖨 Kathy E. Prine
School:	<ul style="list-style-type: none"> 🖨 D.C. Reeves ES/Martha Vinyard ES