








Technology-Connected Lesson Plan

Title:	Taking Proper Care of the Teeth.
Grade Levels:	K-4
Curriculum Areas:	🖥️ Health, Math
Lesson Objectives:	<ul style="list-style-type: none"> 🖥️ TLW will understand the importance of regular visits to the dentist. 🖥️ TLW practice and demonstrate the correct way to brush their teeth. 🖥️ TLW listen to a short interactive story about Marty's Visit to the dentist. 🖥️ TLW discover which nutritious food helps to build and keep healthy teeth by visiting various website sites. 🖥️ TLW graph the number of tooth loss in the class after a demonstration by the teacher on using graph club. 🖥️ TLW play a memory game using a pattern of teeth.
LA Content Standards:	<p>1-E-2 demonstrate personal health habits that promote optimal health;(i.e., good nutrition, brushing teeth, washing hands, exercise, etc.) (1,2,3)</p> <p>2-E-3 explain how media influences the selection of health information, products, and services; and (4,5)</p> <p>3-E-1 identify personal health needs; (1,4)</p> <p>3-E-2 demonstrate responsible personal health behaviors; (2,4)</p> <p>4-E-4 discuss how information from school and family influences health.(1,2,3,4)</p> <p>5-E-6 establish personal health goals and track progress toward its achievement.(1,2,3,4)</p> <p>D-1-E collecting, organizing, and describing data based on real-life situations;(1, 3, 4, 5)</p> <p>D-2-E constructing, reading, and interpreting data in charts, graphs, tables, etc;(1,2,3,4)</p>
Technology Guidelines	<p>1. Technology Productivity Tools (<i>Resource Access and Utilization Foundation Skill</i>)</p> <ul style="list-style-type: none"> ◆ Students use technology tools to enhance learning, increase productivity, and promote creativity. ◆ Students use productivity tools to work collaboratively in

	<p>developing technology-rich, authentic, student-centered products.</p> <p>2. Technology Research Tools (<i>Linking and Generating Knowledge Foundation Skill</i>)</p> <ul style="list-style-type: none"> ◆ Students use appropriate technology to locate, evaluate, and collect information from a variety of sources. ◆ Students use technology tools to process data and report results. ◆ Students evaluate and select new information resources and technological innovations based on the appropriateness to specific tasks.
Technology Connection:	<ul style="list-style-type: none"> 🖥 Internet Web sites: 🖥 http://www.ada.org/public/games/story.asp(Marty) 🖥 http://www.healthyteeth.org/prevention/5steps.html 🖥 http://www.alfy.com/teachers/teach/thematic_units/Dental_Health/Dental_1.asp 🖥 http://www.healthyteeth.org/ 🖥 http://www.toothfairy.org/ 🖥 http://www.ada.org/public/games/animation/index.asp (Floss) 🖥 http://www.ada.org/public/games/match.asp (Memory Game)
Assessment:	<ul style="list-style-type: none"> 🖥 Teacher Observation 🖥 Class Graph
Procedures:	<ul style="list-style-type: none"> 🖥 The teacher will ask the students about their first visit to the Dentist. How did they feel? Explore those feelings. How does it feel to be scared, nervous and any other feelings? 🖥 The teacher will explain that it is important to make regular visits to the dentist and today they will watch a short video about Marty's visit to the dentist. 🖥 After watching the short video, the teacher will demonstrate using a toothbrush to students the proper way to brush their teeth making sure the outer and inner portion of the teeth are brushed. 🖥 The teacher will allow students to visit various websites from above to locate what nutritious foods help to build and keep healthy teeth. 🖥 Students will be divided into small groups according to how many teeth they have lost. Ex (those who have lost, one, two or three) 🖥 The teacher will record the information from each group on the board. 🖥 The students within their groups will rotate in and out of the computer to import their information into the graph using Graph Club. 🖥 The teacher will print out the graph and display it in the class

	to see the results.
Materials:	 Computer  Graph Club  Toothbrush (new)
Teacher's Name:	 Aletha Johnson
School:	 Roseland Elementary and Chesbrough